



Accommodation Sheet

General information

Accommodation name	Hotel Letizia
Typology	Hotel
Address	Via Vecchia Aurelia 61
City	Follonica (GR)
Contacts	Tel. +39 0566 51351 info@hotelletiziafollonica.it
Website	www.hotelletiziafollonica.it/en
WCAG 2.1 compliant accessible website	NO
Online bookings	YES
Short description	The Letizia hotel is located at the entrance to the city of Follonica and offers 30 rooms of various types: double, triple, quadruple, all very spacious, bright and comfortable.

TESTED AND REVIEWED BY: [Handy Superabile Social Promotion Association](#) in 2024

Please note The following information refers to the date of verification shown at the bottom of each sheet. The Association is not responsible for any significant changes made by the property after the visit.





Summary

Accommodation Sheet.....	1
General information	1
Arrival at the property.....	3
How to reach the property.....	3
Pathway from the private/public car park to the entrance	4
Entrance to the structure.....	5
Hall - Reception	6
Rooms/apartments	7
Rooms/apartments adapted for guests with reduced mobility.....	7
Toilet in the quadruple room for guests with reduced mobility	11
Toilet in the master bedroom for guests with reduced mobility	13
Bar/restaurant	14
Internal pathways and common services	16
Internal pathways.....	16
Medical practices/healthcare facilities.....	17





Arrival at the property

How to reach the property

By car	<p>From the north-west (Turin - Genoa - Ventimiglia): A12 motorway mandatory exit (Rosignano), when you cross the S.S. Aurelia take the direction of Grosseto. Exit at Follonica Nord and continue on the Vecchia Aurelia until you reach number 61</p> <p>From the north-east (Venice - Bologna - Trieste): A1 motorway to Firenze Signa take the FI-PI-LI towards Livorno, at Collesalveti take the A12 towards Rome, then exit at Rosignano, then take the S.S. Aurelia towards Grosseto. Exit at Follonica Nord and continue on the Vecchia Aurelia until you reach number 61</p> <p>From the South (Naples - Bari): A1 or A24 to Rome, then the A12 to Civitavecchia where you then take the S.S. Aurelia northbound. Exit at Follonica sud and continue on the Vecchia Aurelia until you reach number 61</p>
By plane	
Assistance service for people with disabilities	YES
Embarkation/disembarkation of passengers with reduced mobility	with courtesy chair and ambulift /Finger
Tactile paths for the blind and visually impaired	YES





There is a toilet room accessible with grab handles	YES
By train	
Nearest station	Follonica train station 1.5 km from the restaurant "La Bottaga"
Assistance service for people with disabilities	YES


Pathway from the private/public car park to the entrance

Presence of private parking	YES
Type of flooring of the private parking lot	asphalt
Presence of parking space reserved for people with disabilities in the private parking lot	NO
Describe the route from the car park to the entrance and any critical issues	flat
Distance from parking to entrance	15 m







Entrance to the structure

There is an accessible entrance	YES main entrance
How to access the structure	<input checked="" type="checkbox"/> through n. 1 step can be overcome by means of a removable platform with a width of more than 90 cm and a length of 130 cm and a slope of about 13%
Type of entrance door	sash with external opening, lever handle (outside) and bar handle (inside)
Useful width of door/entrance gate	Above 100 cm
There are indicators and tactile maps	NO
	





Hall - Reception



How to reach it from the entrance	flat
Reception desk height	bench over 100 cm
Presence of multilingual staff	YES
Type of information material	<input type="checkbox"/> YES with maps/tactile signals <input checked="" type="checkbox"/> YES with brochure
Initial assistance is provided for visitors with disabilities	<input type="checkbox"/> YES with orientation tour of the structure <input checked="" type="checkbox"/> YES with room accompaniment <input checked="" type="checkbox"/> YES with porter service
The following aids are provided for visitors with disabilities	<input type="checkbox"/> manual wheelchair <input type="checkbox"/> Crutches <input type="checkbox"/> Comfortable shower chair
The staff followed a training course on welcoming people with different disabilities	NO
	





Rooms/apartments

Rooms/apartments adapted for guests with reduced mobility

Number and type of rooms/apartments equipped/usable by people with reduced mobility	<input checked="" type="checkbox"/> Double rooms <input checked="" type="checkbox"/> Quadruple rooms Num . 1 <input checked="" type="checkbox"/> Num . 1
Access to the standard room	<input checked="" type="checkbox"/> by elevator Door width 90 cm, cabin width 90 cm, cabin depth 120 cm, call button height external 99 cm, button height Interior 98/120 cm with embossed/braille keys to height 92 cm
	
Type of entrance door quadruple room	With push-button handle
Usable width of entrance door	Above 90 cm
Bed type and height	single beds 49 cm high and double bed 49 cm high
Free spaces on the sides of the bed	left , left 87 cm double bed Above 100 cm letti singoli on the right double bed 125 cm







	frontal 100 cm for the double bed
Cabinet Type	with doors cona coat hanger 120 cm high
Free space under the desk	75 cm
In-room options are available	<input checked="" type="checkbox"/> safe <input checked="" type="checkbox"/> minibar <input type="checkbox"/> Water Kettle <input type="checkbox"/> Iron
	
	
Access to the junior suite room	<input checked="" type="checkbox"/> by elevator Door width 90 cm, Cabin width 90 cm, Cabin depth 120 cm, Exterior call button height 99 cm, Interior






	button height 98/120 cm, with embossed/braille keys at a height of 92 cm
Type of entrance door double bedroom	with lever handle
Usable width of entrance door	Above 90 cm
Bed type and height	double bed 54 cm high
Free spaces on the sides of the bed	left Above 90 cm right Above 90 cm frontal Above 90 cm
Cabinet Type	with doors with coat hanger 120 cm high
Free space under the desk	77 cm
In-room options are available	<input checked="" type="checkbox"/> safe <input checked="" type="checkbox"/> minibar <input type="checkbox"/> Water Kettle <input type="checkbox"/> Iron
	





	
	
<p>There is a terrace / balcony / garden (useful door width)</p>	<p>83 cm</p>
<p>How to access</p>	<p>2.5 cm threshold that can be overcome by means of a small removable platform</p>





Toilet facilities in the standard room for guests with reduced mobility

Access to the premises	flat
Usable width of the entrance door	89 cm
Type of door	with door that can be opened outwards
Toilet height	48 cm
Toilet seat with open front tooth	YES
Support handles	to the left of the toilet
Flexible shower on the side of the toilet	NO
Free space on the sides of the toilet	left Above 100 cm right 20 cm frontal Above 100 cm
Electric doorbell/telephone on the side of the toilet	NO
Washbasin with space underneath for wheelchair approach	Above 70 cm
Height from the ground lower edge mirror	99 cm






<p>Accessible shower available for guests with reduced mobility</p>	<p>YES flush with the floor</p>
<p>Type of shower</p>	<p>open type</p>
<p>Shower chair</p>	<p>Foldable 45 cm high</p>
<p>Support handle</p>	<p>NO</p>
<p>Presence of shower head or sliding rails</p>	<p>Ups and downs with a height of 100/180 cm</p>
<p>Electric doorbell/telephone on the side of the shower</p>	<p>NO</p>







Toilet in the junior suite room for guests with reduced mobility

Access to the premises	flat
Usable width of the entrance door	90 cm
Type of door	with door that can be opened outwards
Toilet height	49 cm
Toilet seat with open front tooth	YES
Support handles	on both sides , one of which reclines
Flexible shower on the side of the toilet	NO
Free space on the sides of the toilet	left Above 100 cm right 3 0 cm frontal Above 100 cm
Electric doorbell/telephone on the side of the toilet	NO
Washbasin with space underneath for wheelchair approach	above 73 cm
Height from the ground lower edge mirror	120 cm
Eventual notes	
	







	
Accessible shower available for guests with reduced mobility	YES flush with the floor
Type of shower	open type
Shower chair	Foldable 45 cm high
Support handle	YES
Presence of shower head or sliding rails	Ups and downs with a height of 100/180 cm
Electric doorbell/telephone on the side of the shower	YES

Bar/restaurant

Type of venue	Bar
Access to the premises	<input checked="" type="checkbox"/> flat <input type="checkbox"/> via cm high sidewalks Choose an item. <input type="checkbox"/> via ramp Choose an item. <input type="checkbox"/> by elevator Choose an item. <input type="checkbox"/> via stairlift
Useful width of door/entrance gate	Above 90 cm
Bar counter height	111 cm





Height of the buffet counter	77 cm
Types of tables	4-shank
Space under floor tables	73 Cm
Availability of high chairs for babies	NO
Table service for people with disabilities	YES
A customer with reduced mobility can always reserve the same table	YES
There are toilets that can be used by a guest with reduced mobility (see "accessible toilets in the internal paths and common services)	NO
There is an area reserved for lunch for younger guests	NO
A fully equipped baby feeding service is available	NO
	
The restaurant has an outdoor veranda / dehors	YES with access via a 17 cm step that can be overcome with a platform 130 cm long, more than 90 cm wide, slope 13 %
Types of tables	4-shank
Space under floor tables	73 cm





<p>Internal pathways and common services</p>	
<p>Internal pathways</p>	

<p>Approximate distances from the room/apartment/bungalow visited and intended for customers with disabilities up to the various main common areas</p>	<p>Entrance (Hall) m 2 main bar 10 m</p>
<p>Indicate whether the paths connecting with the common areas are flat or with ramps or steps, in addition to those already described</p>	<p>Entrance (Hall) flat Main bar flat</p>
<p>From the visited room to the common areas there are maps and tactile signs for the blind</p>	<p>NO</p>





Medical practices/healthcare facilities

Hospitals near the property	Sant'Andrea Hospital and Emergency Room, Viale Risorgimento 43, Massa Marittima (GR) Tel +39 0566 9091111 – 20 km Misericordia Hospital and Emergency Room, Via Senese 161, Grosseto Tel +39 0564 485111 - 50 km
Any dialysis facilities	Nephrology and dialysis unit at the Misericordia hospital in Grosseto. Tel +39 0564 485218 0564 485159 – 50 km Email alberto.papi@uslsudest.toscana.it
Other healthcare facilities	Ambulatorio Asl, Viale Europa 5 Follonica (GR) Tel +39 0566 909111 - 3 km

